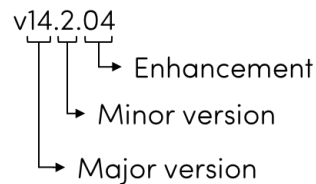


Introduction

The Physibel applications are constantly evolving, aiming to increase calculation speed, user-friendliness and modelling options and to incorporate the latest relevant standards. Regular updates are therefore made. These updates are divided into major version updates, minor version updates and enhancements.



Enhancements typically consist of bugfixes and cosmetic changes. Minor version updates add a limited number of functionalities. Major version updates add more functionalities and can alter functionalities and overall appearance of the application.

The current version and release notes of all updates can be found on the Physibel website for each application: <https://www.physibel.be/en/products/bisco/versions>.

When updating to a newer version:

- Minor version updates and enhancements overwrite the existing application version on your computer (though without make changes to customised template files, see further)
- Major version updates are installed in parallel to the existing application version, so both versions remain operational (customised template files are not copied to the new major version, see further).

Backwards compatibility for project files created with older versions of the application is always ensured.

Perpetual licences with running AMP

Physibel applications with perpetual licences are protected by a hardware licence key (Sentinel USB key). The corresponding installation files are licence-specific, in that they are only operational with the specific corresponding hardware licence key.

Perpetual licence users with a running Annual Maintenance Plan (AMP) are entitled to all major version updates. These users¹ will be notified when a new major version update is available. Upon user request, the licence-specific installation files will be sent.

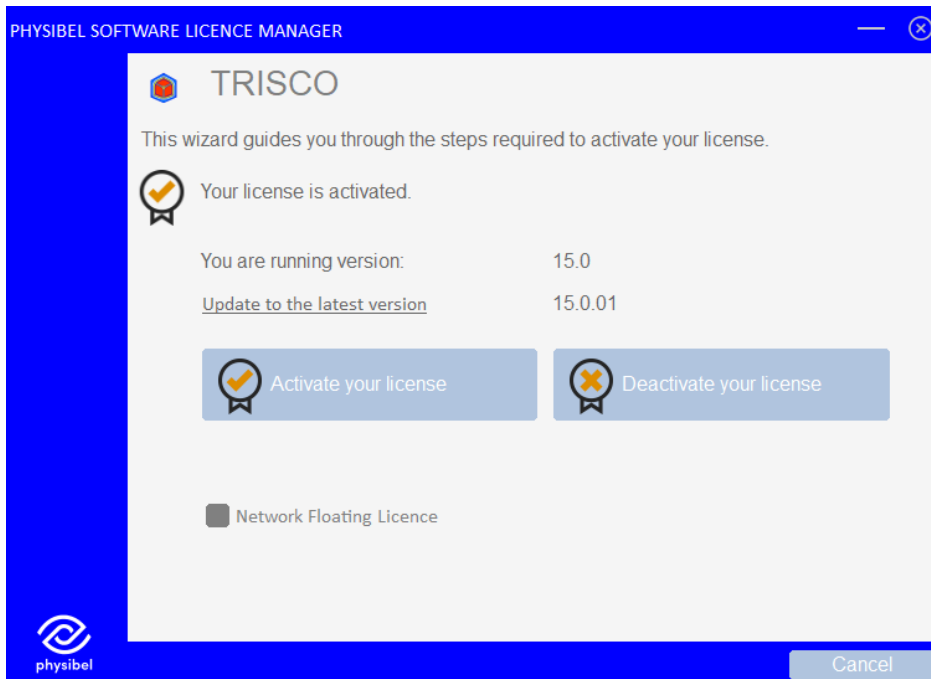
Subscription licences

Physibel applications with subscription licences are protected by a software licence key.

Subscription licence users are entitled to all enhancements, minor version updates and major version updates.

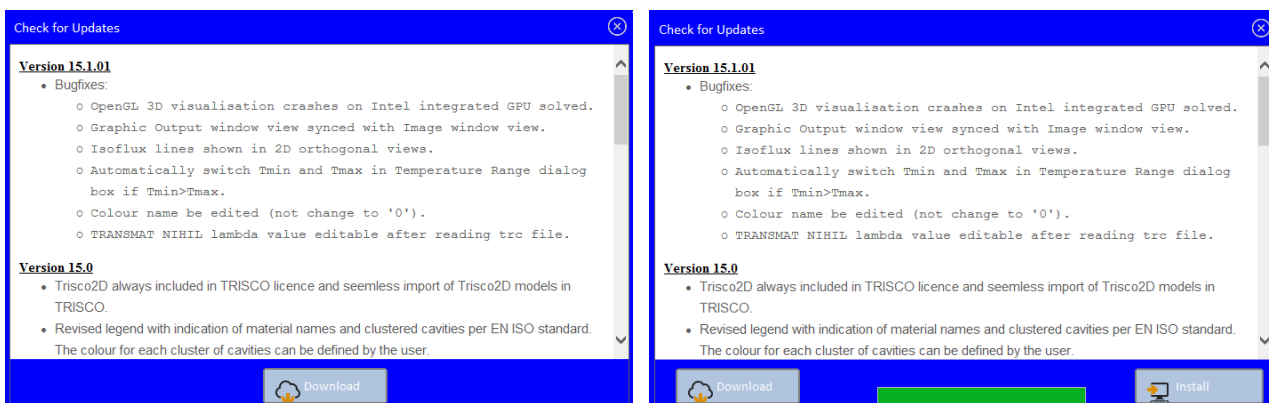
¹ The administrator of the Physibel Portal will be notified.

At any time, subscription licence users can go to the Physibel Software Licence Manager (Menu command: *Help* → *Software Licence Manager...*) to see the latest released version.



If a more recent version of the application than the one currently installed is available, the user can click on 'Update to the latest version' to view the release notes. Subsequently, the latest version can be downloaded and installed.

Note: direct download of an installation file from an application is sometimes blocked by a computer's security. As an alternative, the installation file of the latest version is always available for download on the Physibel Portal.



For stand-alone software licences:

- Minor version updates and enhancements overwrite the existing application version.

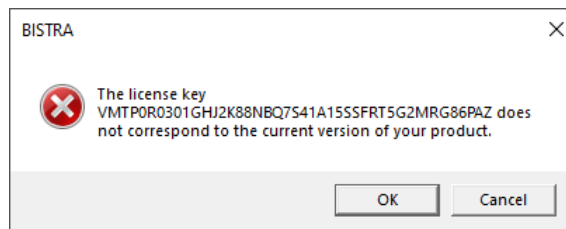
No reactivation of the software licence is necessary. Upon opening the newly installed version the licence is automatically activated for the new version and the user can start working.

- Major version updates install in parallel to the existing application version. When the newly installed version is first opened, it needs to be activated². Both the newly installed major version and the old major version of the application can now be used (but only on the same computer).

² See "How to activate a stand-alone software licence"

For network floating software licences:

- The network floating licence database is major and minor version dependent. Therefore, all users should always work on the same major and minor version of the application as that of the Master computer and floating licence database. Otherwise, a version error will be generated.



- When updating to a new major or minor version, the Master computer (i.e. where the network floating licence is activated) should update first. When updating to a new minor version on the Master, it suffices to install the new version of the application and open it after successful installation. When updating to a new major version on the Master, the licence must first be deactivated for the current major version. Afterwards, it can be reactivated for the new major version.
- Immediately afterwards, users should update to the same version of the application on their computers. For major version updates, users will have to reregister the network floating licence database.
- Users and Master can freely update to a new enhancement, this does not affect the licencing.

For cloud-based floating software licences:

- Users of a cloud-based floating licence should always be on the same major version of the Physibel application (though a difference in minor version and enhancement version is allowed). When a new major version is released, it is highly recommended that all users update the application installed on their work stations at the same time. The updating procedure for an individual user is the same as for a stand-alone software licence (see higher).

Physibel template files

The Physibel applications make use of several template files containing default information for a number of functions. The function of each template file for each application (see table below) is not discussed here, but can be found in the respective manuals.

These template files are customisable by the user. When updating to a newer version, the user can transfer customised template files from the old version to the new version, so no information is lost.

In the development cycle of Physibel applications, a switch has been made regarding the names of the template files and the location where they are saved. The old template files were saved in the Program Files folder of the respective application. The new template files are saved in the Application Data folder³ or, in case of the report template files in .doc format, in the Personal folder. The new template files are kept in folder per major version.

³ C:/Users/username/AppData/Roaming/Physibel/BISCO12, this is a hidden folder on most systems

	Old template files	New template files	Switch at version
Trisco2D	N.A.	Trisco2D.prm ColourDatabase.tr2	1.0
BISCO	Bisco.prm Bisco.bsc Bisco.bmp & BiscoDxf.bmp BiscoReportTemplate.doc BiscoDxf.lay	BISCO.prm ColourDatabase.bsc ColourPalette.bmp BiscoReportTemplate.doc BiscoDxf.lay	12.0
TRISCO	Trisco.prm Trisco.trc TriscoReportTemplate.doc TriscoDxf.lay BiscoDxf.bmp	TRISCO.prm ColourDatabase.trc TriscoReportTemplate.doc TriscoDxf.lay ColourPalette.bmp	15.0
SOLIDO	Solido.prm Solido.sld	SOLIDO.prm ColourDatabase.sld	5.0
BISTRA	Bistra.prm Bistra.bst Bistra.bmp	BISTRA.prm ColourDatabase.bst ColourPalette.bmp	5.0
VOLTRA	Voltra.prm Voltra.vtr	VOLTRA.prm ColourDatabase.vtr	9.0
GLASTA	Glasta.prm	GLASTA.prm	5.1

When updating an application from before this switch to a version after the switch, the user can keep using old template files by saving them under their new name in the new location (and thereby overwriting the default files delivered at installation of the Physibel application).

When updating an application from after the switch:

- Minor version updates and enhancements overwrite the current installation, but not the template files. All customised template files will thus be kept unaltered.
- Major version updates are installed in parallel with the current installation. Customised template files can thus be transferred by copying them from the previous major version folder (e.g. AppData/Roaming/Physibel/TRISCO15) to the new major version folder (e.g. AppData/Roaming/Physibel/TRISCO16), thereby overwriting the default files delivered at installation of the new major version.